

⚡ Specifications

Nominal Voltage(V)

12V

Nominal Capacity

20 hour rate	(0.13A to 10.50V)	2.6Ah
10 hour rate	(0.247A to 10.50V)	2.47Ah
5 hour rate	(0.442A to 10.20V)	2.21Ah
1 C	(2.6A to 9.60V)	1.473Ah
3 C	(7.8A to 9.60V)	1.04Ah

Weight

Approx. 1.0kg(2.2Lbs.)

Internal Resistance (at 1KHz)

Approx. 22 mΩ

Maximum Discharge Current for

5 seconds: 39A

Charging Methods at 25°C(77°F)

Cycle use:

Charging Voltage 14.4 to 15.0V

Coefficient -5.0mV/°C/cell

Maximum Charging Current : 0.78A

Standby use:

Float Charging Voltage 13.5 to 13.8V

Coefficient -3.0mV/°C/cell

Operating Temperature Range

Charge -15°C(5°F) to 40°C(104°F)

Discharge -15°C(5°F) to 50°C(122°F)

Storage -15°C(5°F) to 40°C(104°F)

Charge Retention (shelf life) at 20°C(68°F)

1 month 92%

3 month 90%

6 month 80%

Case Material

ABS UL94 HB

Option: Flammability resistance of (UL94 V-0)

Design Life

3-5 Years.

Terminal

F1 or F2 (Faston Tab 187 or 250)



⚡ Dimensions

Length (L)

178±1 (7.01±0.04)

Width (W)

34.5±1 (1.36±0.04)

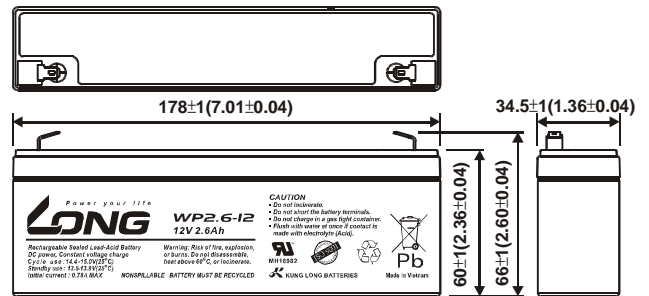
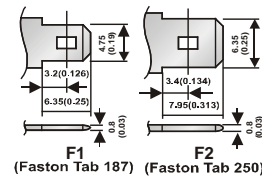
Height (H)

60±1 (2.36±0.04)

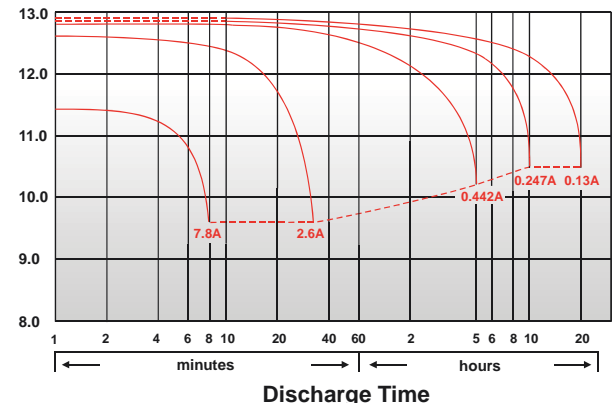
Overall Height (HT)

66±1 (2.60±0.04)

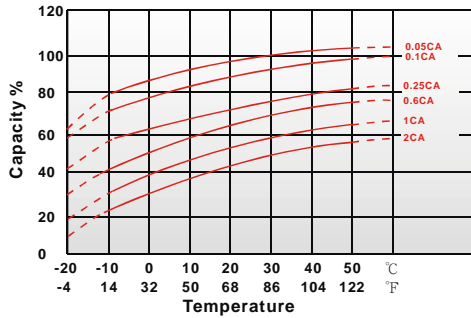
mm(inch)



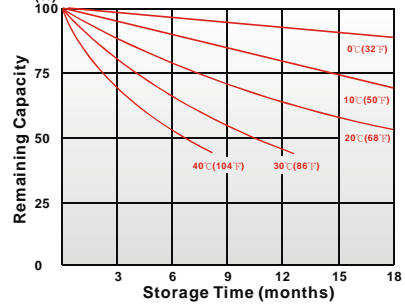
(V) FOR 12V BATTERY Discharge Time VS. Discharge Current (25°C)



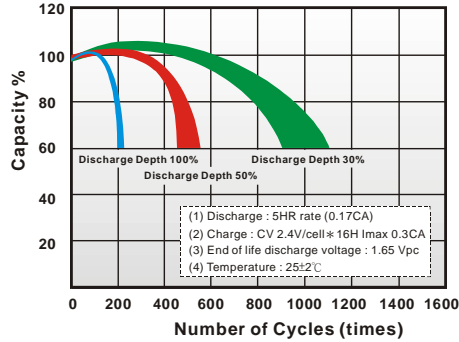
Effect of Temperature on Capacity 25°C (77°F)



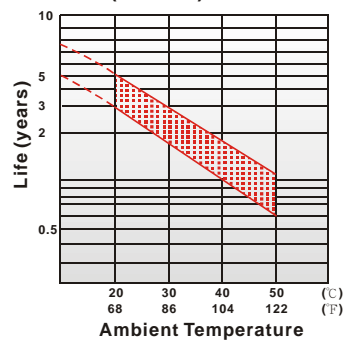
Capacity Retention Characteristic



Cycle Service Life



Trickle (or float) Service Life



- PERFORMANCE DATA

Discharge Rates in Watts to Various End Voltages at 25°C (77°F)

End Voltage		1.85V	1.80V	1.75V	1.70V	1.67V	1.65V	1.60V
5	min	13.5	15.3	16.8	17.8	18.3	18.7	19.2
10	min	10.7	11.5	12.0	12.4	12.6	12.8	13.0
15	min	8.35	8.82	9.18	9.48	9.60	9.70	9.88
30	min	4.63	4.95	5.17	5.35	5.40	5.48	5.60
60	min	2.70	2.88	3.02	3.12	3.17	3.22	3.28
120	min	1.62	1.73	1.82	1.88	1.90	1.93	1.98
180	min	1.14	1.25	1.29	1.33	1.35	1.37	1.40
240	min	0.973	1.02	1.06	1.09	1.10	1.11	1.12
300	min	0.879	0.915	0.937	0.955	0.962	0.970	0.980
600	min	0.511	0.528	0.540	0.548	0.551	0.555	0.559
1200	min	0.270	0.278	0.285	0.289	0.291	0.293	0.294

- Discharge Rates in Amperes to Various End Voltages at 25°C (77°F)

End Voltage		1.85V	1.80V	1.75V	1.70V	1.67V	1.65V	1.60V
5	min	9.78	10.1	10.3	10.5	10.7	10.8	11.1
10	min	5.71	6.40	6.63	6.82	6.89	6.98	7.10
15	min	4.56	4.82	4.94	5.05	5.09	5.14	5.20
30	min	2.50	2.65	2.72	2.78	2.80	2.83	2.87
60	min	1.40	1.51	1.56	1.59	1.60	1.62	1.64
120	min	0.801	0.863	0.897	0.928	0.941	0.958	0.981
180	min	0.554	0.608	0.633	0.655	0.664	0.674	0.689
240	min	0.446	0.484	0.507	0.526	0.532	0.540	0.548
300	min	0.420	0.439	0.452	0.461	0.465	0.470	0.475
600	min	0.242	0.251	0.257	0.262	0.263	0.265	0.267
1200	min	0.127	0.131	0.134	0.136	0.137	0.138	0.139

All data on the spec. sheet is an average value:

The tolerance range : $X < 6\text{min}$ (+15%~-15%), $6\text{min} \leq X < 10\text{min}$ (+12%~-12%), $10\text{min} \leq X < 60\text{min}$ (+8%~-8%), $X \geq 60\text{min}$ (+5%~-5%)

210918-1D